

# SPESIFIKASI TEKNIS ISUZU GIGA FVZ 34P

DIMENSI / DIMENSION		FVZ 34 P
PANJANG / OVERALL LENGTH (OAL)	mm	8,365
LEBAR / OVERALL WIDTH (OW)	mm	2,450
TINGGI / OVERALL HEIGHT (OH)	mm	2,860
JARAK SUMBU / WHEELBASE (WB)	mm	4,650 + 650
JULUR DEPAN / FRONT OVERHANG (FOH)	mm	1,440
JULUR BELAKANG / REAR OVERHANG (ROH)	mm	1,625
JARAK KABIN KE CHASSIS PALING BELAKANG / CABIN TO END (CE)	mm	6,295
JARAK TERENDAH KE TANAH / MINIMUM CLEARANCE (HH)	mm	235
JEJAK DEPAN / FRONT TREAD (AW)	mm	1,970
JEJAK BELAKANG / REAR TREAD (CW)	mm	1,845

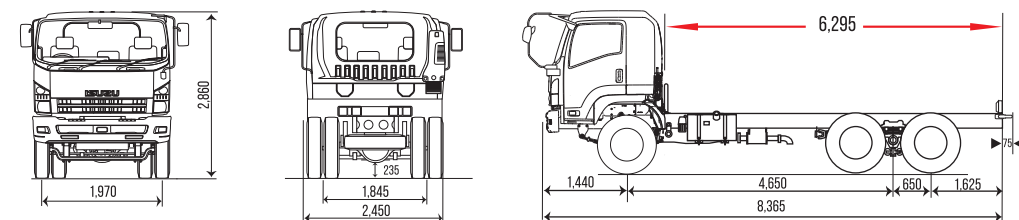
MESIN / ENGINE		FVZ 34 P
MODEL / MODEL		6 HK1-TCS
TIPE / TYPE		IN-LINE 6 CYLINDERS, OHC DIRECT INJECTION DIESEL
DIAMETER x LANGKAH / BORE x STROKE	mm	115 X 125
ISI SILINDER / PISTON DISPLACEMENT	cc	7,790
TENAGA MAKSIMUM / MAXIMUM POWER	PS/rpm	285 / 2,400
TORSI MAKSIMUM / MAXIMUM TORQUE	Kgm/rpm	90 / 1,450 - 2,400
SISTEM SUPLAI BAHAN BAKAR / FUEL SUPPLY SYSTEM		HEAVY DUTY COMMONRAIL

BERAT / WEIGHT		FVZ 34 P
BERAT KENDARAAN / VEHICLE MASS	kg	6,490
BERAT TOTAL KENDARAAN / GROSS VEHICLE WEIGHT (GVW)	kg	16,000

RODA / TYRE		FVZ 34 P
BAN DEPAN / FRONT TYRE		10,00-20-16PR (LUG/MILLER)
BAN BELAKANG / REAR TYRE		10,00-20-16PR (LUG/MILLER)

KAPASITAS GARDAN / AXLE CAPACITY		FVZ 34 P
DEPAN / FRONT	kg	6,000
BELAKANG / REAR	kg	20,000

\* Untuk meningkatkan mutu dan penyesuaian dengan perkembangan teknologi, spesifikasi dapat berubah sewaktu-waktu tanpa pemberitahuan \*\* Ilustrasi merupakan contoh sebagian aplikasi di lapangan.


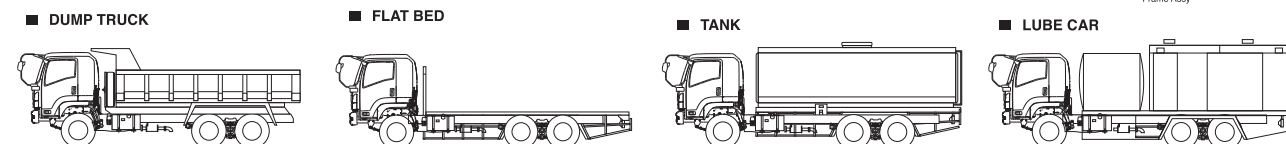


TRANSMISI / TRANSMISSION		FVZ 34 P
MODEL / MODEL		ZF 9S1115TD
PEBANDINGAN GIGI / GEAR RATIO	C	12,728
	1st	8,829
	2nd	6,281
	3rd	4,644
	4th	3,478
	5th	2,538
	6th	1,806
	7th	1,335
	8th	1,000
	Rev	12,040
PERBANDINGAN GIGI TERAKHIR / FINAL GEAR RATIO		6,143

REM / BRAKE		FVZ 34 P
KONTROL REM / BRAKE CONTROL		AIR OVER HYDRAULIC

SUSPENSI / SUSPENSION		FVZ 34 P
DEPAN / FRONT		MULTI LEAF
BELAKANG / REAR		MULTI LEAF (TRUNNION SUSPENSION)

LAIN-LAIN / OTHERS		FVZ 34 P
KAPASITAS TANGKI / FUEL TANK CAPACITY	ltr	200
RADIUS PUTAR MINIMUM / MINIMUM TURNING RADIUS	m	7,7
DAYA TANJAK MAKSIMUM / MAXIMUM GRADEABILITY	%	47
ALTERNATOR	V-A	24 - 50
KECEPATAN MAKSIMUM / MAXIMUM SPEED	km/h	83
KABIN / CABIN		WIDE-5 (WITH BED SPACE)
DIMENSI RANGKA / FRAME DIMENSION		850 X 258 X 10 + (4,5+12)
REGULASI EMISI / EMISSION REGULATION		EURO 2
RADIO / CD / MP3		ADA



**1x24 JAM**  
BERSOK TERSEDA  
ATAU GRATIS

Spesial dan alternatif terbaik

Jaminan spare part ISUZU

**BIB**  
BENKEL ISUZU  
BERJALAN

Memperbaiki ISUZU  
di tempat Anda

500 898  
0811 811 3156  
isuzu@motor.astra.co.id

Konsultasi perawatan dan  
pemeliharaan ISUZU



**FVZ 34P** 6 CYL. | 285PS | 6X4  
HEAVY DUTY COMMONRAIL

**TENAGA PERKASA, UNTUNG RAKSASA**



PENAMBAHAN ANTI KARAT PADA KABIN



MESIN 6 HK1-TCS  
• 6 CYLINDER • 285PS • HEAVY DUTY COMMONRAIL

\* Ilustrasi aplikasi dump diatas digunakan khusus untuk kondisi off road